

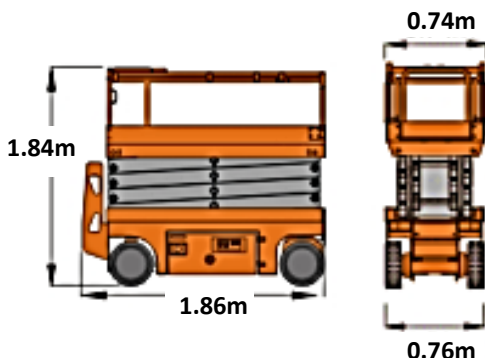
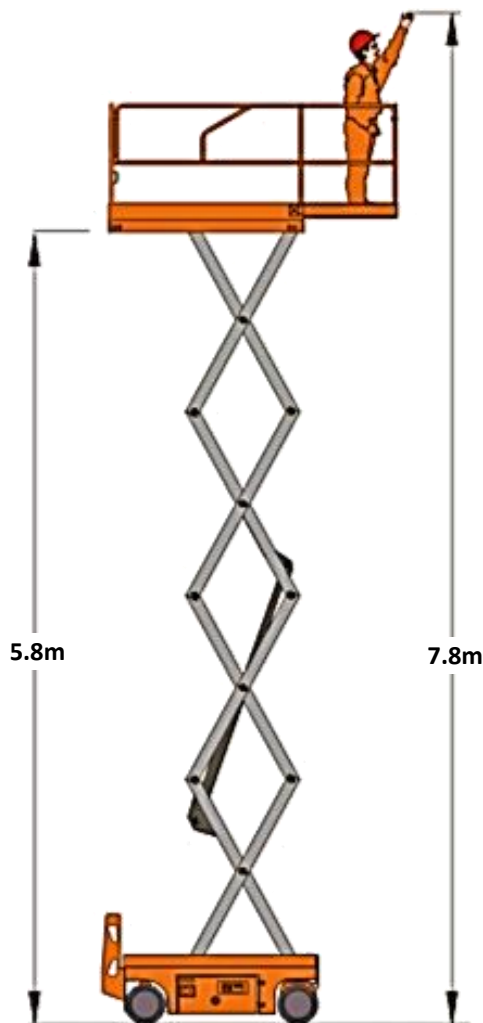
SMARTACCESS ELECTRIC SCISSOR LIFTS










FROM SMART LIFT VERTICAL SOLUTIONS

E-TECH S06-E

Standard Equipment:

- Proportional Controls
- Drivable at Full Height
- Non-marking Tyres
- 2WD
- Automatic Brakes
- Automatic Pothole Protection
- Self-lock Gate
- Tilt Sensor with Alarm
- All Motion Alarm
- Overload Sensor with Alarm
- Emergency Lowering System
- Emergency Stop Buttons
- Cylinder Holding Valve
- Onboard Diagnostic System
- Horn
- Hour Meter
- Safety Brackets
- Forklift Pockets
- Folding Guardrails
- Extended Platform
- Charger Protection
- AC Power to the Platform
- Flashing Beacon



Platform		SWL SWL on Extension Max No. Workers	230kg 113kg 2 indoor, 1 outdoor	Speeds		Travel Speed (STOWED) Travel Speed (RAISED) Up/Down Speed Wind Rated	5km/h 0.8km/h 31 / 37 sec 0-12.5m/s
Dimensions		Working Height Platform Floor Height	7.8m 5.8m	Motors		Drive Motors Lifting Motor	24V / 0.5kw 24V / 3kw
		Overall Length Overall Width Height (Rails UP) Height (Rails DOWN)	1.86m 0.76m 2.16m 1.84m	Power		Batteries Integrated Charger	4x 6V/210Ah 24V / 30A
		Platform Size Platform Extn Size	1.67m x 0.74m 0.9m	Slopes		Gradeability Maximum Working Slope	25% 2 - 3°
		Ground Clearance (STOWED) Ground Clearance (RAISED)	0.09m 0.019m			Tyres	Ø 305 x 100mm
		Wheelbase Turning Radius (INSIDE) Turning Radius (OUTSIDE)	1.38m 0m 1.64m			Total Weight	1,400kg



SMART LIFT VERTICAL SOLUTIONS •
0508 SMART LIFT •
info@smartlift.co.nz •
www.smartlift.co.nz •

• CITY CRANES • SPIDER CRANES • TRUCK CRANES •
• ELEVATING WORK PLATFORMS • SCISSOR LIFTS •
• MATERIAL HANDLING
• GLASS LIFTING